



Lubrication
Systems
Company

a Reladyme Company

Tech Bulletin 2025-11-26
OLD STYLE MAIN BOARDS IVT

Released

11/26/2025

Revision

00

Introduction

This publication provides instruction on how to identify the old-style main boards in the IVT designated for a new retro-kit upgrade (77740239).

There are 3 boards that make up the old style assemble.

The old-style Main board (77710710), Expansion board (77780156) are assembled on a panel (see **figure 1**).

The display board (77710711) is assembled to the inner right-side wall of the DC electrical enclosure.


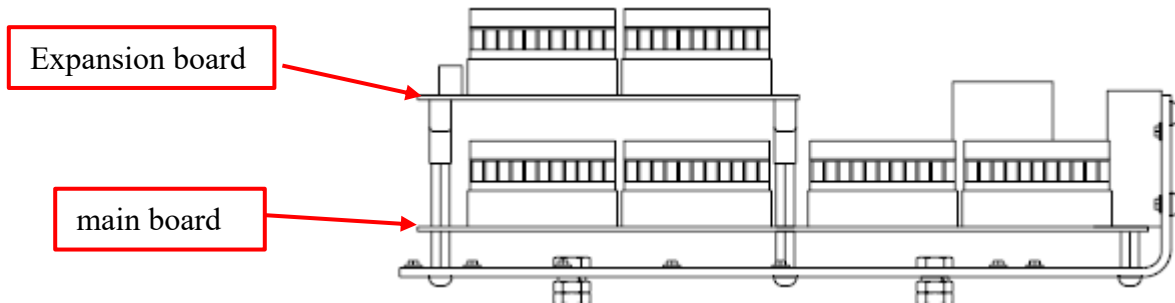


Figure 1
Old Style Main Board Assembly

The DC enclosure is located inside the door on the left side of the unit as you're standing in front of the IVT.
(See **figure 2**).

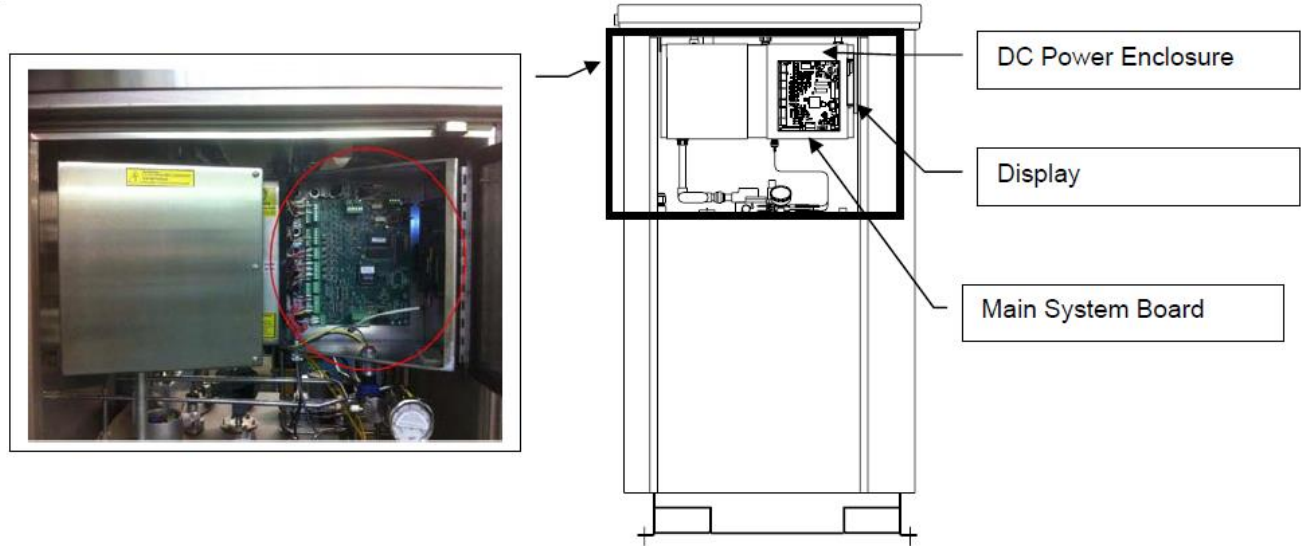


Figure 2
Left Side of IVT



If you're not sure if it's the correct assembly. Look at the bottom of the panel.
There is a big aluminum block attached to the panel. (See **figure 3**)




Figure 3